



Savitribai Phule Pune University
(formerly University of Pune)
Department of Sports & Physical Education

Date :- 28th May, 2026

Procedure for Admission to
M.A. in Expressive Movement Therapy [MA-EMT] Course : 2026-27

STEPS TO BE FOLLOWED BY STUDENTS

Dear Student,

Savitribai Phule Pune University is pleased to inform you that you have been selected for admission to the **M.A. in Expressive Movement Therapy (MA-EMT)** course conducted by the **Department of Sports & Physical Education** in collaboration with **Sancheti Healthcare Academy, Pune** for the Academic Year **2026-27**.

You are not required to appear for the Written Examination for the above course. Your admission will be subject to verification of the required documents.

Students are requested to complete the following procedure to confirm their admission to the above-mentioned course.

ONLINE ADMISSION PROCESS

OEE Website :- <https://campus.unipune.ac.in/ccep/login.aspx>

- ❖ Login using your registered **Login ID** and **Password**.
- ❖ On the Dashboard of the Online Application Form, you will find the **“Apply”** button under the **“Apply for Admission”** column.
- ❖ Click the **“Apply”** button and fill in the required information.
- ❖ Upload all the necessary documents.
- ❖ After uploading all documents, click on the **“Send for Department Approval”** button.
- ❖ **The Department will verify the uploaded documents.**
- ❖ **Admission will be confirmed only after:**
 - ✚ Approval of documents by the Department, and
 - ✚ Payment of the prescribed fees.

DOCUMENTS TO BE UPLOADED ON THE PORTAL :-

- ❖ **Photograph** :- Upload proper Passport Size Photograph
- ❖ **Signature** :- Upload proper Scan Signature
- ❖ **SSC Section** :- Upload SSC Marksheet / Certificate Copy
- ❖ **HSC Section** :- Upload HSC Marksheet / Certificate Copy
- ❖ **Last Qualifying Exam Section** :- Upload the Graduation/Post-Graduation Marksheets copy

- ❖ **Photo Identity Proof copy (Any One)** :-
 - **Aadhar Card Section :-** Upload Aadhar Card (Both Side) / Driving Licence copy
 - **Passport Section :-** Upload Passport copy
- ❖ **Domicile Certificate Section** :- Upload Domicile Certificate or Birth Certificate mentioning the Place of Birth
- ❖ **Change of Name Certificate** :- Marriage Registration Certificate / Govt. Gazette copy (*If applicable)

IMPORTANT INSTRUCTIONS :-


- ❖ Upload only scanned copies of original documents.
- ❖ Links or documents downloaded from applications such as DigiLocker will not be accepted.
- ❖ Ensure that all required documents/certificates are uploaded and the online admission form is sent for approval within the stipulated period.
- ❖ After approval of the admission form by the Department, the “**Pay/Print (Admission Challan)**” link will be available under the “**Admission Details**” menu.
- ❖ Provisional admission will be granted only after payment of fees mentioned in the challan.
- ❖ Approximate course fees will be **Rs. 1,05,005/- per year**.
- ❖ Fees will be generated according to applicable rules and submission of relevant documents.
- ❖ **Students should pay fees online through:**
 - **Debit Card**
 - **Credit Card**
 - **UPI**
 - **Net Banking**
- ❖ After successful payment, students can download the payment receipt.


CONTACT DETAILS FOR QUERIES :-

- ❖ Contact Numbers : **020-25622428 / 020-25622429**
- ❖ Contact Person : **Mr. Deepak Ghole (Assistant)**
- ❖ E-mail ID : **dpeadmin@unipune.ac.in**
- ❖ Department Address : **Department of Sports & Physical Education
Iravati Karve Social Science Complex, Behind SET Guest House,
Savitribai Phule Pune University, Pune - 411007**

IMPORTANT DEADLINE :-

STUDENTS ARE REQUESTED TO COMPLETE THE ABOVE ONLINE ADMISSION PROCESS ON OR BEFORE SATURDAY, 13TH JUNE, 2026 TO CONFIRM THEIR ADMISSION TO THE COURSE.


Dr. Vishnu Pethkar
 Head of the Department
 Department of Sports & Physical Education
 Savitribai Phule Pune University, Pune
 (Formerly University of Pune)





SAVITRIBAI PHULE PUNE UNIVERSITY

सावित्रीबाई फुले पुणे विद्यापीठ

॥ यः क्रियावान् स पण्डितः ॥

Campus Common Entrance Platform (CCEP) - User Manual Student Side Admission Process

[Savitribai Phule Pune University,](http://www.savitribai-phule-pune-university.ac.in)

Pune 411 007

User Manual For Campus Common Entrance Platform (CCEP) Academic Year 2020 - 2021

- Student use link <https://campus.unipune.ac.in/CCEP/Login.aspx>
- Enter students Credentials user name and password , Click on 'Login'

LOGIN

* Username
testing@gmail.com

* Password
.....

* Captcha
qHtQAv
Captcha is case sensitive

* Enter Above Captcha
qHtQAv

Login

Don't remember Password? [Forgot Password](#)

Don't have an account? [Register Here](#)

Recent Updates

10. **Admission Notification for Three Years Integrated Course for Administrative Careers(ICAC)** [View Notification](#) **NEW!**
11. Savitribai Phule Pune University's had started Official Public Telegram Channel. **To subscribe search @SPPUofficial on Telegram** **NEW!**
12. SPPU Admission Process : 2020-2021 (This Admission Process is for University run Department's Courses Only) [Campus Common Entrance Platform \(CCEP\) User Manual - View User Manual](#) **NEW!**

Schedule of Post Graduate / Graduate / Integrated / Interdisciplinary Courses (Online Entrance Exam) For Academic Year 2020-2021

1. Start Of Application : **1st June, 2020**
2. Last date of Application : **31st August, 2020(11.59 pm)**
3. Schedule of OEE : 1st Week of September,2020 (Detailed schedule of date & time of each exam will be announced later on SPPU website)
4. Duration of the Online Entrance Exam : 2Hrs (Inclu. of both the sect.)
5. Publication of result on the University : will be notified on univ. website

Schedule of Diploma & Certificate Courses (Department Level Entrance Exams)For Academic Year 2020-2021

1. Start Of Application : **1st June, 2020**
2. Last date of Application : **31st August, 2020(11.59 pm)**
3. Schedule of Entrance Examination : Refer Department Webpage
4. Duration of the Entrance Examination : Refer Department Webpage
5. Venue for Entrance Examination : Refer Department Webpage
6. Publication of result on the University : Refer Department Webpage

- Now you are in Dashboard page, Please read all the instructions on the page till the end

SPPU Admission Process -2020 (This Admission Process is for University run Department's Courses Only)

1. Notification :

- i. Post Graduate/Graduate/Integrated/Interdisciplinary Courses (Online Entrance Exam) - [View Notification/List of Courses/Course Eligibility](#)
- ii. Diploma & Certificate Courses (Department Level Entrance Exams) - [View Notification/List of Courses/Course Eligibility](#)

2. Application Process :

- i. Fill your profile with 1) Personal Info 2) Academic Info 3) Upload Required Documents
- ii. Check your eligible courses: Know the courses that you are eligible based on your qualification
- iii. Apply for the eligible courses (Note: you can apply for multiple course)

3. Read User Manual & Proceed for the Application :

User manual shows clear instructions with screenshots to make application process simple and easy - [View User Manual](#)

Dashboard

Important Instructions for Admission Process : 2020-2021

1. Online Admission Application Process :

- 1.1. If a Students application is selected for the particular course then "Apply" button is displayed in the "Apply for Admission" column.
- 1.2. After clicking Apply Button fill the necessary details and then click on "Proceed To Next" button to Upload Documents.
- 1.3. Upload the required document and then click on "Send for Department Approval" button.
- 1.4. Students should upload only the scanned copy of their Marksheet and other required documents. Links or version of documents from apps like DigiLocker etc. will not be accepted.

2. Department Approval Process :

- 2.1. Department administration should verify the documents of the students before confirming the admission. This year all the document verification should be done in online mode only. Students may not be asked to come personally for the verification of the documents.
- 2.2. After successfully verifying All Eligibility Criteria and required Documents by department, Department will Approve Admission Application.
- 2.3. If there is any discrepancy in Online Submission and Physical verification or Students fail to complete eligibility criteria at the time of verification, his admission application will be rejected.

For Technical queries mail us from your registered e-Mail address at - cspsupport@pun.unipune.ac.in
OR call us at 020-25699232 / 020-71533899

User Manual For Campus Common Entrance Platform (CCEP) Academic Year 2020 - 2021

- Then click on 'Apply'

Dashboard

Important Instructions for Admission Process : 2020-2021

1. Online Admission Application Process :

- 1.1. If a Students application is selected for the particular course then "Apply" button is displayed in the "Apply for Admission" column.
- 1.2. After clicking Apply Button fill the necessary details and then click on "Proceed To Next" button to Upload Documents.
- 1.3. Upload the required document and then click on "Send for Department Approval" button.
- 1.4. Students should upload only the scanned copy of their Marksheet and other required documents. Links or version of documents from apps like DigiLocker etc. will not be accepted.

2. Department Approval Process :

- 2.1. Department administration should verify the documents of the students before confirming the admission. This year all the document verification should be done in online mode only. Students may not be asked to come personally for the verification of the documents.
- 2.2. After successfully verifying All Eligibility Criteria and required Documents by department, Department will Approve Admission Application.
- 2.3. If there is any discrepancy in Online Submission and Physical verification or Students fail to complete eligibility criteria at the time of verification, his admission application will be rejected.

3. Payment of Fees & Confirmation :

- 3.1. Student whose Application is Approved by department will have "Pay/Print(Admission Challan)" link will be available in the "Admission Details" under Menu.
- 3.2. Student will have to pay the fees online using Debit Card/Credit Card/Net banking
- 3.3. After paying fees online, you can download the Payment Receipt.

Remove	Application ID	Application For	Status (Entrance)	Print Receipt (Entrance)	Update Application Info	Hall Ticket (Entrance)	Apply For Admission
NA	200611640	M.A. Pali	-- (* if your application is under waiting list, Admission will be granted only on the basis of vacancy available with the department)	Pay/Print Payment Received (Online)			Apply
Remove	200901649	ICAC Coaching Programme	Applied	Pay/Print Make Payment			

- Student can see course details, fill remaining all information

Marathi Welcome : testing@gmail.com

Student Information :

Student Course Details

Application_ID	Fullname	Name_Of_Department	Course_Name
200611640	TEST TESTS TESTT	Department of Pali	M.A. Pali

Hostel Information :

Do you want to apply for Hostel?

Scholarship Information :

Do you want to apply for Scholarship?

Earn & Learn Scheme(कमवा आणि शिका योजना) :

For Technical queries mail us from your registered e-Mail address at - cspsupport@pun.unipune.ac.in
OR call us at 020-25699232 / 020-71533899

User Manual For Campus Common Entrance Platform (CCEP) Academic Year 2020 - 2021

- After that click on **'Save/Update'**

The screenshot shows the 'Earn & Learn Scheme(कमवा आणि शिक्षा योजना) :'. At the top, there are two dropdown menus: 'Do you want to apply for Earn & Learn Scheme?' (set to 'Yes') and 'Earn & Learn Scheme Type:' (set to 'Field Work'). Below this is the 'Guardian Information :' section, which is split into two columns. Each column has fields for Name, Address, Relation, Mobile No, and Email. A red arrow points to the 'Guardian Information :' header. At the bottom of the form, there are two buttons: 'Update' (circled in red) and 'Proceed to Next'. A red arrow points to the 'Update' button.

- You will get Message box **'Information Save Successfully.'**
- Click on that Message box Button **'OK'**.

This screenshot shows the same form as above, but with a success message box overlaid. The message box contains the text 'campus.unipune.ac.in says Information Saved successfully...!!!' and an 'OK' button. A red box highlights the message box. The 'Update' button is now disabled and greyed out, and the 'Proceed to Next' button is also greyed out.

For Technical queries mail us from your registered e-Mail address at - cspsupport@pun.unipune.ac.in
OR call us at 020-25699232 / 020-71533899

User Manual For Campus Common Entrance Platform (CCEP) Academic Year 2020 - 2021

- Now Click on 'Proceed to Next'

Earn & Learn Scheme(कमवा आणि शिक्षा योजना) :

Do you want to apply for Earn & Learn Scheme?

Earn & Learn Scheme Type:

Guardian Information : If Local Guardian Information is same then click here

* Name: <input type="text" value="trter"/>	* Name: <input type="text" value="trter"/>
* Address: <input type="text" value="gfdgfdg gsdgfdsgf dfgfdgfdgdf"/>	* Address: <input type="text" value="gfdgfdg gsdgfdsgf dfgfdgfdgdf"/>
* Relation: <input type="text" value="rrrrrr"/>	* Relation: <input type="text" value="ddddd"/>
* Mobile No: <input type="text" value="9874563214"/>	* Mobile No: <input type="text" value="9874563214"/>
Email: <input type="text" value="test@gmail.com"/>	Email: <input type="text" value="test@gmail.com"/>



- Now you are Document Details page.
- Check all uploaded documents are correct or not. If not then remove and upload again

Document Details

Upload The Following Required Documents :

1. Photograph & Signature
2. Income Certificate if you belong to EWS Category
3. Caste Certificate if your Category is OBC/DT(A)/VJ/NT(B)/NT(C)/NT(D)/SBC/SEBC/SC/ST 4. Non-Creamy Layer Certificate if your Category is OBC/DT(A)/VJ/NT(B)/NT(C)/NT(D)/SBC/SEBC
5. Domicile Certificate if you are a Maharashtra Candidate (Please read the definition below)



a) Maharashtra State Candidate: means a Candidate passing SSC (Std. X) and Higher Education thereafter from the State of Maharashtra.
b) Maharashtra Domiciled Candidate: means a Candidate should be domicile of the State of Maharashtra.

Document Name	Extension	View	Remove	Department Approval
Photograph	.PNG		<input type="button" value="Remove"/>	Pending
Signature	.PNG		<input type="button" value="Remove"/>	Pending
Domicile certificate	.PDF	<input type="button" value="View"/>	<input type="button" value="Remove"/>	Pending
H.S.C. Marksheet	.PDF	<input type="button" value="View"/>	<input type="button" value="Remove"/>	Pending

For Technical queries mail us from your registered e-Mail address at - cspssupport@pun.unipune.ac.in
OR call us at 020-25699232 / 020-71533899

User Manual For Campus Common Entrance Platform (CCEP) Academic Year 2020 - 2021

- If some documents are pending for uploading then click on **'Upload Document'**

Document Name	Extension	View	Remove	Department Approval
Photograph	.PNG		Remove	Pending
Signature	.PNG		Remove	Pending
Domicile certificate	.PDF	View	Remove	Pending
H.S.C. Marksheet	.PDF	View	Remove	Pending

[Upload Document](#)

After uploading all the required documents, click 'Send for Department Approval' button. If one of these documents is rejected by the department, it should be removed and re-uploaded and again click 'Send for Department approval' button.

Department administration should verify the documents of the students before confirming the admission. This year all the document verification should be done in online mode only. Students may not be asked to come personally for the verification of the documents.

After Verifying the required documents by concern Department challan will be generated. SMS & Email will be forwarded to you in this regards.

[Send For Department Approval](#)
[Back to Previous Page](#)

- Select Document name, upload documents

Domicile certificate	.PDF	View	Remove	Pending
H.S.C. Marksheet	.PDF	View	Remove	Pending

[Upload Document](#)

--Select--

- Last Qualifying Exam Marksheet
- S.S.C. Marksheet
- Caste Certificate
- Latest Non-Creamy layer Certificate
- Income Certificate
- Medical Certificate(In case of Physically handicapped)
- National Level/State Level/University Level Sport Certificate
- Cultural Competitions Certificate
- Whether Defense Personnel/Ex-servicemen Child Certificate
- ATMA Scorecard
- Passport
- PIO Card
- OCI Card
- Visa
- Transference Certificate
- Hall Ticket (for applying FL part time courses)
- EWS Certificate
- Orphan Certificate Issued by Government
- Select--

button. If one of these documents is rejected by the department, it should be removed and re-uploaded and again click 'Send for Department approval' button.

confirming the admission. This year all the document verification should be done in online mode only. Students may not be asked to come personally for the verification of the documents.

an will be generated. SMS & Email will be forwarded to you in this regards.

[Send For Department Approval](#)
[Back to Previous Page](#)

ly and size should be less than 150 KB.

PDF Link

vert Image Link

* Upload Document:

No file chosen

[Submit](#)
[Reset](#)

For queries mail us from your registered e-Mail address at - ccep@pun.unipune.ac.in OR call us at 020-25699232

For Technical queries mail us from your registered e-Mail address at - CSsupport@pun.unipune.ac.in OR call us at 020-71533899

For Technical queries mail us from your registered e-Mail address at - cspsupport@pun.unipune.ac.in
OR call us at 020-25699232 / 020-71533899

User Manual For Campus Common Entrance Platform (CCEP) Academic Year 2020 - 2021

- Then click on **'Submit'**

Domicile certificate	.PDF	View	Remove	Pending
H.S.C. Marksheet	.PDF	View	Remove	Pending

[Upload Document](#)

After uploading all the required documents, click 'Send for Department Approval' button. If one of these documents is rejected by the department, it should be removed and re-uploaded and again click 'Send for Department approval' button.

Department administration should verify the documents of the students before confirming the admission. This year all the document verification should be done in online mode only. Students may not be asked to come personally for the verification of the documents.

After Verifying the required documents by concern Department challan will be generated. SMS & Email will be forwarded to you in this regards.

[Send For Department Approval](#) [Back to Previous Page](#)

Upload your documents here

1. Signature and PassPort Size Photograph File type should be JPG / JPEG / PNG only and size should be less than 150 KB.
2. Pdf size should be less than 1 MB.
3. IF PDF file size is more than 1MB then convert it by clicking on this link - [Convert PDF Link](#)
4. IF Image file size is more than 150KB then convert it by clicking on this link - [Convert Image Link](#)

* Document Type:

* Upload Document: [Choose File](#) No file chosen

[Submit](#) [Reset](#)

For queries mail us from your registered e-Mail address at - ccep@pun.unipune.ac.in OR call us at 020-25699232
For Technical queries mail us from your registered e-Mail address at - CSPSupport@pun.unipune.ac.in OR call us at 020-71533899

- If document size is correct then you will get Message box **'Record Save Successfully.'**
- Click on that Message box Button **'OK'**.

campus.unipune.ac.in says
Record Saved Successfully...!

[OK](#)

Document Details

Upload The Following Required Documents

1. Photograph & Signature
2. Income Certificate if you belong to EWS Category
3. Caste Certificate if your Category is OBC/DT(A)/VJ/NT(B)/NT(C)/NT(D)/SBC/SEBC/SC/ST
4. Non-Creamy Layer Certificate if your Category is OBC/DT(A)/VJ/NT(B)/NT(C)/NT(D)/SBC/SEBC
5. Domicile Certificate if you are a Maharashtra Candidate (Please read the definition below)
 - a) Maharashtra State Candidate: means a Candidate passing SSC (Std. X) and Higher Education thereafter from the State of Maharashtra.
 - b) Maharashtra Domiciled Candidate: means a Candidate should be domicile of the State of Maharashtra.



Document Name	Extension	View	Remove	Department Approval
Photograph	.PNG		Remove	Pending
Signature	.PNG		Remove	Pending

Waiting for campus.unipune.ac.in...

For Technical queries mail us from your registered e-Mail address at - cspsupport@pun.unipune.ac.in
OR call us at 020-25699232 / 020-71533899

User Manual For Campus Common Entrance Platform (CCEP) Academic Year 2020 - 2021

- After uploading all required documents, read instruction given in same page.
- Then click on **'Send For Department Approval'**

Document Name	Extension	View	Remove	Department Approval
Photograph	.PNG		Remove	Pending
Signature	.PNG		Remove	Pending
Domicile certificate	.PDF	View	Remove	Pending
H.S.C. Marksheet	.PDF	View	Remove	Pending
Last Qualifying Exam Marksheet	.PDF	View	Remove	Pending

[Upload Document](#)

After uploading all the required documents, click 'Send for Department Approval' button. If one of these documents is rejected by the department, it should be removed and re-uploaded and again click 'Send for Department approval' button.

Department administration should verify the documents of the students before confirming the admission. This year all the document verification should be done in online mode only. Students may not be asked to come personally for the verification of the documents.

After Verifying the required documents by concern Department, challan will be generated. SMS & Email will be forwarded to you in this regards.

[Send For Department Approval](#) [Back to Previous Page](#)

- After the documents are sent to the department verification, the department checks all the documents one by one.
- If one of these document is rejected by the department. It should be removed and re-uploaded and again click **'Send for Department Approval'** button.
- Department should verify all documents of students before confirming the admission.
- All documents verification should be done in online mode only.
- After verifying the required documents by concern department challan will be generated.
- SMS and email will be forwarded to student for that same.

User Manual For Campus Common Entrance Platform (CCEP) Academic Year 2020 - 2021

- You will get Message box read it carefully.
- Click on that Message box Button 'OK'.

campus.unipune.ac.in says

Your Application has been submitted to respective Department, Department administration should verify the documents of the students before confirming the admission. This year all the document verification should be done in online mode only. Students may not be asked to come personally for the verification of the documents. After verifying the required documents by concern Department challan will be generated. SMS & Email will be forwarded to you in this regards. ...!!

Document Details

Upload The Following Required Documents

1. Photograph & Signature
2. Income Certificate if you belong to the category of SC/ST
3. Caste Certificate if your category is OBC
4. Non-Creamy Layer Certificate if your category is OBC
5. Domicile Certificate if you are from the State of Maharashtra.

a) Maharashtra State Candidate
b) Maharashtra Domiciled Candidate means a candidate should be domicile of the State of Maharashtra.

Document Name	Extension	View	Remove	Department Approval
Photograph	.PNG			Pending
Signature	.PNG			Pending
Domicile certificate	.PDF	View		Pending
H.S.C. Marksheet	.PDF	View		Pending
12th Qualifying Exam Marksheet	.PDF			

- After that student come to dashboard page

Savitribai Phule Pune University

Marathi Welcome : testing@gmail.com

SPPU Admission Process - 2020 (This Admission Process is for University run Department's Courses Only)

1. Notification :

- i. Post Graduate/Graduate/Integrated/Interdisciplinary Courses (Online Entrance Exam) - [View Notification/List of Courses/Course Eligibility](#)
- ii. Diploma & Certificate Courses (Department Level Entrance Exams) - [View Notification/List of Courses/Course Eligibility](#)

2. Application Process :

- i. Fill your profile with 1) Personal Info 2) Academic Info 3) Upload Required Documents
- ii. Check your eligible courses: Know the courses that you are eligible based on your qualification
- iii. Apply for the eligible courses (Note: you can apply for multiple course)

3. Read User Manual & Proceed for the Application :

User manual shows clear instructions with screenshots to make application process simple and easy - [View User Manual](#)

Dashboard

Important Instructions for Admission Process : 2020-2021

1. Online Admission Application Process :

- 1.1. If a Student's application is selected for the particular course then "Apply" button is displayed in the "Apply for Admission" column.
- 1.2. After clicking Apply Button fill the necessary details and then click on "Proceed To Next" button to Upload Documents.
- 1.3. Upload the required document and then click on "Send for Department Approval" button.
- 1.4. Students should upload only the scanned copy of their Marksheet and other required documents. Links or version of documents from apps like DigiLocker etc. will not be accepted.



2. Department Approval Process :

- 2.1. Department administration should verify the documents of the students before confirming the admission. This year all the document verification should be done in online mode only. Students may not be asked to come personally for the verification of the documents.
- 2.2. After successfully verifying All Eligibility Criteria and required Documents by department, Department will Approve Admission Application.
- 2.3. If there is any discrepancy in Online Submission and Physical verification or Students fail to complete eligibility criteria at the time of verification, his admission application will be rejected.

For Technical queries mail us from your registered e-Mail address at - cspsupport@pun.unipune.ac.in
OR call us at 020-25699232 / 020-71533899

User Manual For Campus Common Entrance Platform (CCEP) Academic Year 2020 - 2021

- If department reject your documents then you can see the **'Remove'** option in your screen.
- Click on **'Remove'** option and again upload your document

Document Name	Extension	View	Remove	Department Approval
Photograph	PNG			Approved
Signature	PNG			Approved
Domicile certificate	.PDF	View		Approved
H.S.C. Marksheets	.PDF	View		Approved
Last Qualifying Exam Marksheets	.PDF	View	Remove	Rejected

[Upload Document](#)

After uploading all the required documents, click 'Send for Department Approval' button. If one of these documents is rejected by the department, it should be removed and re-uploaded and again click 'Send for Department approval' button.
 Department administration should verify the documents of the students before confirming the admission. This year all the document verification should be done in online mode only. Students may not be asked to come personally for the verification of the documents.
 After Verifying the required documents by concern Department challan will be generated. SMS & Email will be forwarded to you in this regards.

[Send For Department Approval](#) [Back to Previous Page](#)



For queries mail us from your registered e-Mail address at - ccep@pun.unipune.ac.in OR call us at 020-25699232
 For Technical queries mail us from your registered e-Mail address at - CSPSupport@pun.unipune.ac.in OR call us at 020-71533899

- You will get Message box **'Record Removed Successfully.'**
- Click on that Message box Button **'OK'**

Marathi Welcome : testing@gmail.com

campus.unipune.ac.in says
Record Removed Successfully...!

[OK](#)

Document Name	Extension	View	Remove	Department Approval
Photograph	PNG			Approved
Signature	PNG			Approved
Domicile certificate	.PDF	View		Approved
H.S.C. Marksheets	.PDF	View		Approved

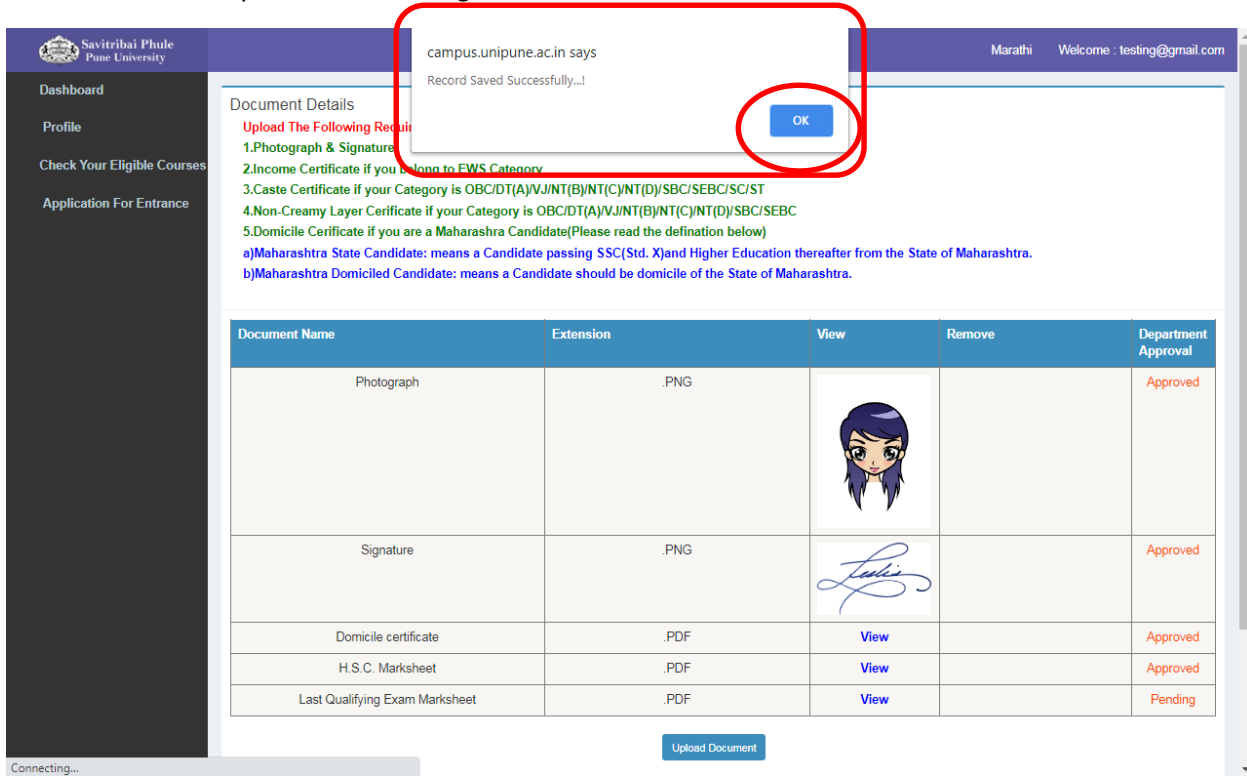
[Upload Document](#)

After uploading all the required documents, click 'Send for Department Approval' button. If one of these documents is rejected by the department, it should be removed and re-uploaded and again click 'Send for Department approval' button.



For Technical queries mail us from your registered e-Mail address at - cspsupport@pun.unipune.ac.in
 OR call us at 020-25699232 / 020-71533899

User Manual For Campus Common Entrance Platform (CCEP) Academic Year 2020 - 2021

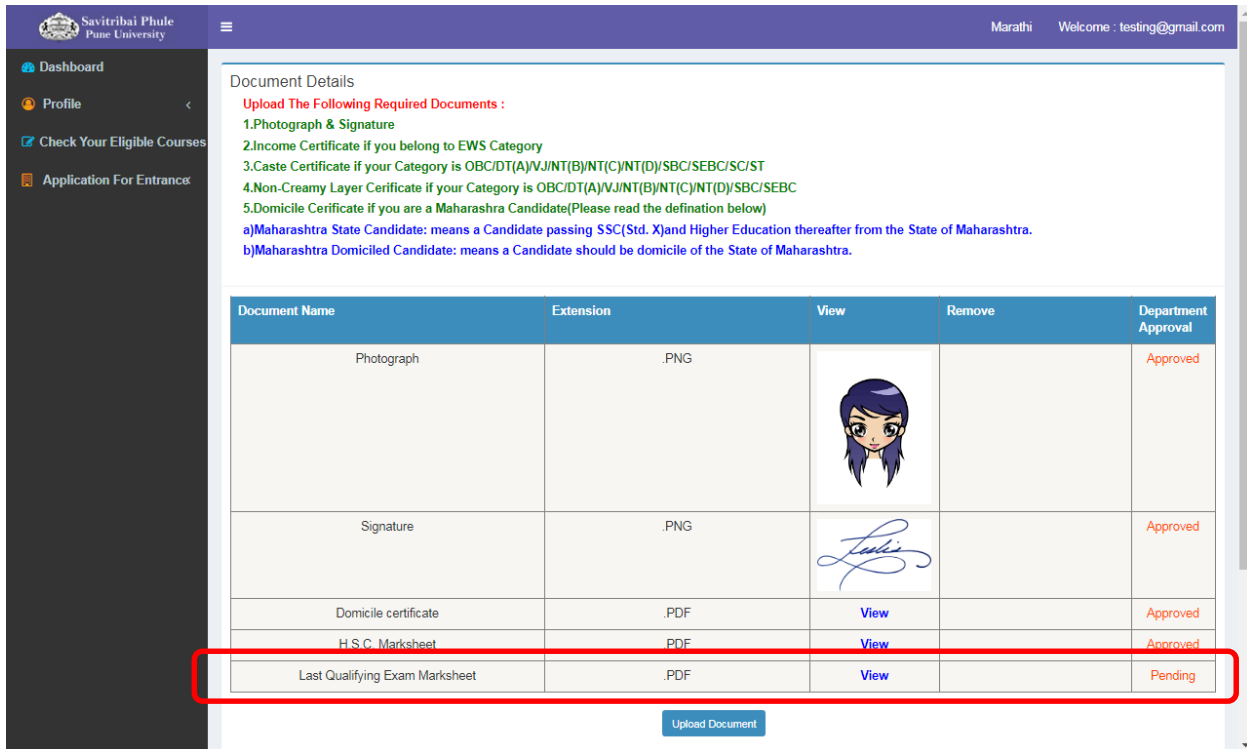
- After that upload document again and save it





The screenshot shows the user interface of the CCEP portal. At the top, there is a navigation bar with the Savitribai Phule Pune University logo and name, and a user profile section with the name 'testing@gmail.com'. A dark sidebar on the left contains navigation options: Dashboard, Profile, Check Your Eligible Courses, and Application For Entrance. The main content area is titled 'Document Details' and displays a confirmation message: 'Record Saved Successfully...!' with an 'OK' button. Below the message, there is a list of required documents with their extensions and approval statuses. A table at the bottom lists the documents: Photograph (PNG, Approved), Signature (PNG, Approved), Domicile certificate (PDF, Approved), H.S.C. Marksheet (PDF, Approved), and Last Qualifying Exam Marksheet (PDF, Pending). An 'Upload Document' button is visible at the bottom of the table.

Document Name	Extension	View	Remove	Department Approval
Photograph	PNG			Approved
Signature	PNG			Approved
Domicile certificate	PDF	View		Approved
H.S.C. Marksheet	PDF	View		Approved
Last Qualifying Exam Marksheet	PDF	View		Pending

- Once you upload document , you can see Document Approval status pending



This screenshot is similar to the previous one, showing the 'Document Details' page. The table at the bottom is the same, but the 'Last Qualifying Exam Marksheet' row is highlighted with a red box, indicating its 'Pending' approval status. The 'Upload Document' button is also visible at the bottom of the table.

Document Name	Extension	View	Remove	Department Approval
Photograph	PNG			Approved
Signature	PNG			Approved
Domicile certificate	PDF	View		Approved
H.S.C. Marksheet	PDF	View		Approved
Last Qualifying Exam Marksheet	PDF	View		Pending

For Technical queries mail us from your registered e-Mail address at - cspsupport@pun.unipune.ac.in
OR call us at 020-25699232 / 020-71533899



User Manual For Campus Common Entrance Platform (CCEP) Academic Year 2020 - 2021

- Send again that document to department for approval
- Click on **'Send For Department Approval'**

5.Domicile Certificate if you are a Maharashtra Candidate(Please read the definition below)

a)Maharashtra State Candidate: means a Candidate passing SSC(Std. X)and Higher Education thereafter from the State of Maharashtra.

b)Maharashtra Domiciled Candidate: means a Candidate should be domicile of the State of Maharashtra.

Document Name	Extension	View	Remove	Department Approval
Photograph	PNG			Approved
Signature	PNG			Approved
Domicile certificate	PDF	View		Approved
H.S.C. Marksheet	PDF	View		Approved
Last Qualifying Exam Marksheet	PDF	View		Pending

[Upload Document](#)

After uploading all the required documents, click 'Send for Department Approval' button. If one of these documents is rejected by the department, it should be removed and re-uploaded and again click 'Send for Department approval' button.

Department administration should verify the documents of the students before confirming the admission.This year all the document verification should be done in online mode only.Students may not be asked to come personally for the verification of the documents.

After Verifying the required documents by concern Department challan will be generated.SMS & Email will be forwarded to you in this regards.

[Send For Department Approval](#) [Back to Previous Page](#)

For queries mail us from your registered e-Mail address at - ccep@pun.unipune.ac.in OR call us at 020-25699232

- You will get Message box read it carefully.
- Click on that Message box Button **'OK'**.



Savitribai Phule Pune University

Marathi Welcome : testing@gmail.com

campus.unipune.ac.in says

Your Application has been submitted to respective Department, Department administration should verify the documents of the students before confirming the admission.This year all the document verification should be done in online mode only.Students may not be asked to come personally for the verification of the documents.After Verifying the required documents by concern Department challan will be generated.SMS & Email will be forwarded to you in this regards. !!!

[OK](#)

Document Name	Extension	View	Remove	Department Approval
Photograph	PNG			Approved
Signature	PNG			Approved
Domicile certificate	PDF	View		Approved
H.S.C. Marksheet	.PDF	View		Approved
Last Qualifying Exam Marksheet	.PDF	View		Pending

[Upload Document](#)

Waiting for www.gstatic.com...

For Technical queries mail us from your registered e-Mail address at - cspssupport@pun.unipune.ac.in
OR call us at 020-25699232 / 020-71533899

User Manual For Campus Common Entrance Platform (CCEP) Academic Year 2020 - 2021

- When department approves all documents and verify all thing then they will generate your admission fee challan.
- The challan can be viewed by the student in their login.
- After login , Student can see **Admission Details** tab, click on that

The screenshot shows the 'Savitribai Phule Pune University' dashboard. The left sidebar contains navigation options: Dashboard, Profile, Check Your Eligible Courses, Application For Entrance, and **Admission Details** (highlighted with a red circle). The main content area displays 'SPPU Admission Process -2020' with sections for Notification, Application Process, and Read User Manual & Proceed for the Application. Below this, a banner states 'Admission Details Link is available under main Menu' with a red lightning bolt icon. Further down, 'Important Instructions for Admission Process : 2020-2021' are listed, covering online application, document upload, and department approval processes.

- Now click on **'Pay/Print'**


The screenshot shows the 'Admission Details' page. A table displays student and application information. The 'Pay / Print Admission Challan' column contains a **Pay/Print** button, which is circled in red with an arrow pointing to it.

Full Name Mother Name Email ID Mobile Number	Name of Department Course Name Course Level Faculty Type Course Duration	Nationality Domicile Category Creamy Layer	Status Type Academic Year Application ID PRN / Eligibility No I Card ID	Challan Number Challan Amount Challan Date Payment Status	Pay / Print Admission Challan Remaining Tuition Fee Challan
TEST TESTS TESTT PPPPPPPE poonam.khupase@pun.unipune.ac.in 9767651468	Department of Pali M.A. Pali PostGraduate Humanities 2 - Years	INDIAN Maharashtra OPEN No	Admission Approved By Department/ Generated 2020-2021 200611640	20870423317 2580.00 Oct 6 2020 4:13PM No	Pay/Print

For Technical queries mail us from your registered e-Mail address at - cspsupport@pun.unipune.ac.in
OR call us at 020-25699232 / 020-71533899

User Manual For Campus Common Entrance Platform (CCEP) Academic Year 2020 - 2021

- Do the payment by online mode only


SAVITRIBAI PHULE PUNE UNIVERSITY
सावित्रीबाई फुले पुणे विद्यापीठ
॥ यः क्रियावान् स पाण्डितः ॥

Online Payment Process

Application No.	: 200611640	Challan No.	: 20870423317
Amount	: 2580.00	Full Name	: TEST TESTS TESTT
Email ID	: [REDACTED]	Mobile No.	: [REDACTED]
Address Line 1	: TESTINHG TEST TTTTTT,TTTT , ITT	Address Line 2:	: [REDACTED]
City	: [REDACTED]	State	: MAHARASHTRA
Country	: INDIA	Zipcode	: 411002

[Proceed for Payment](#)

If above entry contains transaction status as CAPTURED then please click on back button

IMP NOTES:
Do not attempt your transaction second time if you have already attempted, please check if amount is debited from your bank account.
If amount is debited and not updated in University website, then please mail or contact to our respective department or section.

ABOUT SSL CERTIFICATES

COPYRIGHT © 2020 SAVITRIBAI PHULE PUNE UNIVERSITY
ALL RIGHTS RESERVED.

- After payment done, student can download application form and payment receipt.
- Click on **'Pay/Print'**

Savitribai Phule Pune UniversityMarathi Welcome :

- Dashboard
- Profile
- Check Your Eligible Courses
- Application For Entrance
- Admission Details

Admission Details

Full Name	Name of Department	Nationality	Status	Challan Number	Pay / Print
TEST TESTS TESTT PPPPPE poonam.khupase@pun.unipune.ac.in 9767651468	Department of Pali M.A. Pali PostGraduate Humanities 2 - Years	INDIAN Maharashtra OPEN No	Admission Approved By Department/ Fee Challan Generated 2020-2021 200611640	20870423317 2580.00 Oct 6 2020 4:13PM No	Admission Challan Remaining Tuition Fee Challan Pay/Print

For queries mail us from your registered e-Mail address at - ccep@pun.unipune.ac.in OR call us at 020-25699232
For Technical queries mail us from your registered e-Mail address at - CSPSupport@pun.unipune.ac.in OR call us at 020-71533899

For Technical queries mail us from your registered e-Mail address at - cspsupport@pun.unipune.ac.in
OR call us at 020-25699232 / 020-71533899